





If your tape loses some of its bonding power, simply wipe it with a damp cloth to remove the dust and allow to dry for 10 minutes. It will regain 'stickiness'.  
Cover with tape protector.



If your tape loses some of its bonding power, simply wipe it with a damp cloth to remove the dust and allow to dry for 10 minutes. It will regain 'stickiness'.  
Cover with tape protector.



If your tape loses some of its bonding power, simply wipe it with a damp cloth to remove the dust and allow to dry for 10 minutes. It will regain 'stickiness'.  
Cover with tape protector.



If your tape loses some of its bonding power, simply wipe it with a damp cloth to remove the dust and allow to dry for 10 minutes. It will regain 'stickiness'.  
Cover with tape protector.

1



If your tape loses some of its bonding power, simply wipe it with a damp cloth to remove the dust and allow to dry for 10 minutes. It will regain 'stickiness'.  
Cover with tape protector.

2




If your tape loses some of its bonding power, simply wipe it with a damp cloth to remove the dust and allow to dry for 10 minutes. It will regain 'stickiness'.  
Cover with tape protector.

3



If your tape loses some of its bonding power, simply wipe it with a damp cloth to remove the dust and allow to dry for 10 minutes. It will regain 'stickiness'.  
Cover with tape protector.

4



If your tape loses some of its bonding power, simply wipe it with a damp cloth to remove the dust and allow to dry for 10 minutes. It will regain 'stickiness'.  
Cover with tape protector.

YOUNICOOK™

www.younilook.com